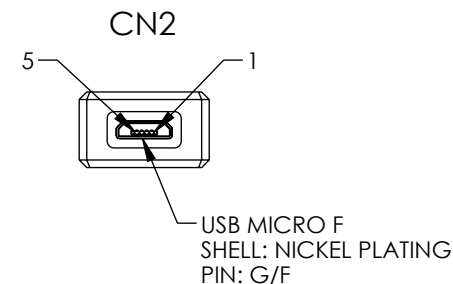
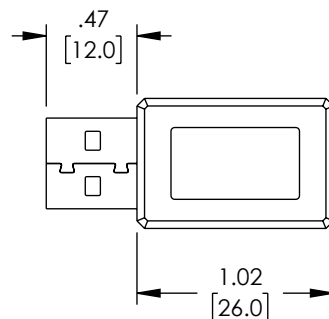
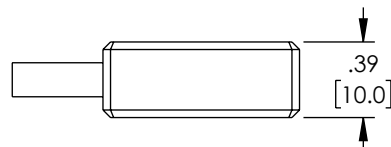
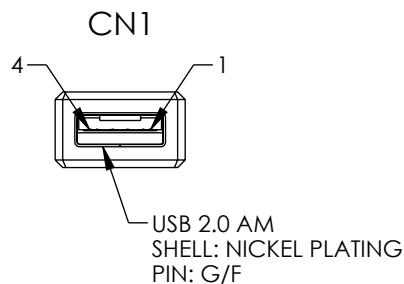
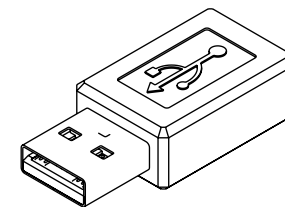
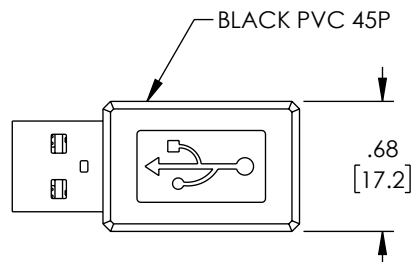


THE INFORMATION CONTAINED IN THIS DRAWING IS THE SOLE  
PROPERTY OF L-COM, INC. ANY REPRODUCTION IN PART OR WHOLE  
WITHOUT THE WRITTEN PERMISSION OF L-COM, INC. IS PROHIBITED.

REVISION					
ZONE	REV.	DESCRIPTION	DATE	CHANGED BY	APPROVED BY
	A	INITIAL RELEASE	1/23/2023	DMAY	DGUTTADAURO





### PIN ASSIGNMENT

CN1	CN2
01	01
02	02
03	03
04	05
SHELL	SHELL

- NOTES:
1. COMPONENT SHALL BE INDIVIDUALLY PACKAGED IN ACCORDANCE WITH L-COM SPECIFICATION PS-0031.

REGULATORY COMPLIANCE:  
EU RoHS DIRECTIVE (MOST RECENT RELEASED VERSION)

UNLESS OTHERWISE SPECIFIED, DIMENSIONS ARE IN INCHES [mm]		APPROVALS		DATE		 an INFINITI™ brand		50 High Street, West Mill, North Andover, MA 01845 USA Phone: 1.800.341.5266 1.978.682.6936		
OVERALL CABLE LENGTH TOLERANCE: ≤12 [305] = +1 [25] / -0 >12 [305] ≤60 [1524] = +2 [51] / -0 >60 [1524] ≤120 [3048] = +4 [102] / -0 >120 [3048] ≤300 [7620] = +6 [152] / -0 >300 [7620] = +5% / -0		DRAWN BY DMAY		1/23/2023		CATEGORY		AV ADAPTERS		
		CHECKED BY HBAKKE		1/24/2023						
		APPROVED BY DGUTTADAURO		1/24/2023						
ALL OTHER DIMENSIONAL TOLERANCES: .X = ± .2 [5]      FRACTIONS .XX = ± .02 [.5]      ± 1/32 .XXX = ± .005 [.13]      ANGLES ± 1°		CONFIGURATION DETAILS OF UNDIMENSIONED FEATURES MAY VARY				PRODUCT DESCRIPTION  USB 2.0 AM TO MICRO B				
THIRD-ANGLE PROJECTION 		COLOR VARIATIONS MAY OCCUR				SIZE A	CAGE CODE 43321	ITEM NO. CAU2AMICBAD-MF	REV. A	
						SCALE: NONE		CAD FILE: CAU2AMICBAD-MF.SLDDRW		SHEET 1 OF 1